



**SHUTTERPRICES.COM**

**Shutters Brochure**





# Why Choose Shutters?



Bespoke shutters are an attractive window covering & will add instant curb appeal to your property. Whatever your space, whatever your style we offer a range of top quality shutters to suit your home decor and your budget.

- Shutters offer great flexibility by controlling light and privacy.
- Shutters are excellent insulators, providing an added layer during the winter months plus allowing ventilation whilst blocking the direct sunlight in the summer time.
- They can be made to fit any window and can make the room feel bigger unlike heavy drapes and curtains.
- Shutters are a hypoallergenic window dressing which can reduce allergens thus improving symptoms for allergy sufferers.
- They add value to your property.
- Easy to use and built to last.
- Stylish and timeless, shutters compliment all decors.
- They help block out external noise.
- Can add an extra level of security to your home.

We hope our brochure will inspire you to take the next step to ordering your perfect shutters !

# Anatomy of our shutters

**1**  
**Rails.** The top and bottom rail helps to construct the panel. Wood shutters are constructed by using a mortise and tenon joint.

**2**  
**Mouse Hole** is recessed in the top rail when any front control rod is ordered. The rod sits in this hole when the slats are tilted up to a fully closed position.

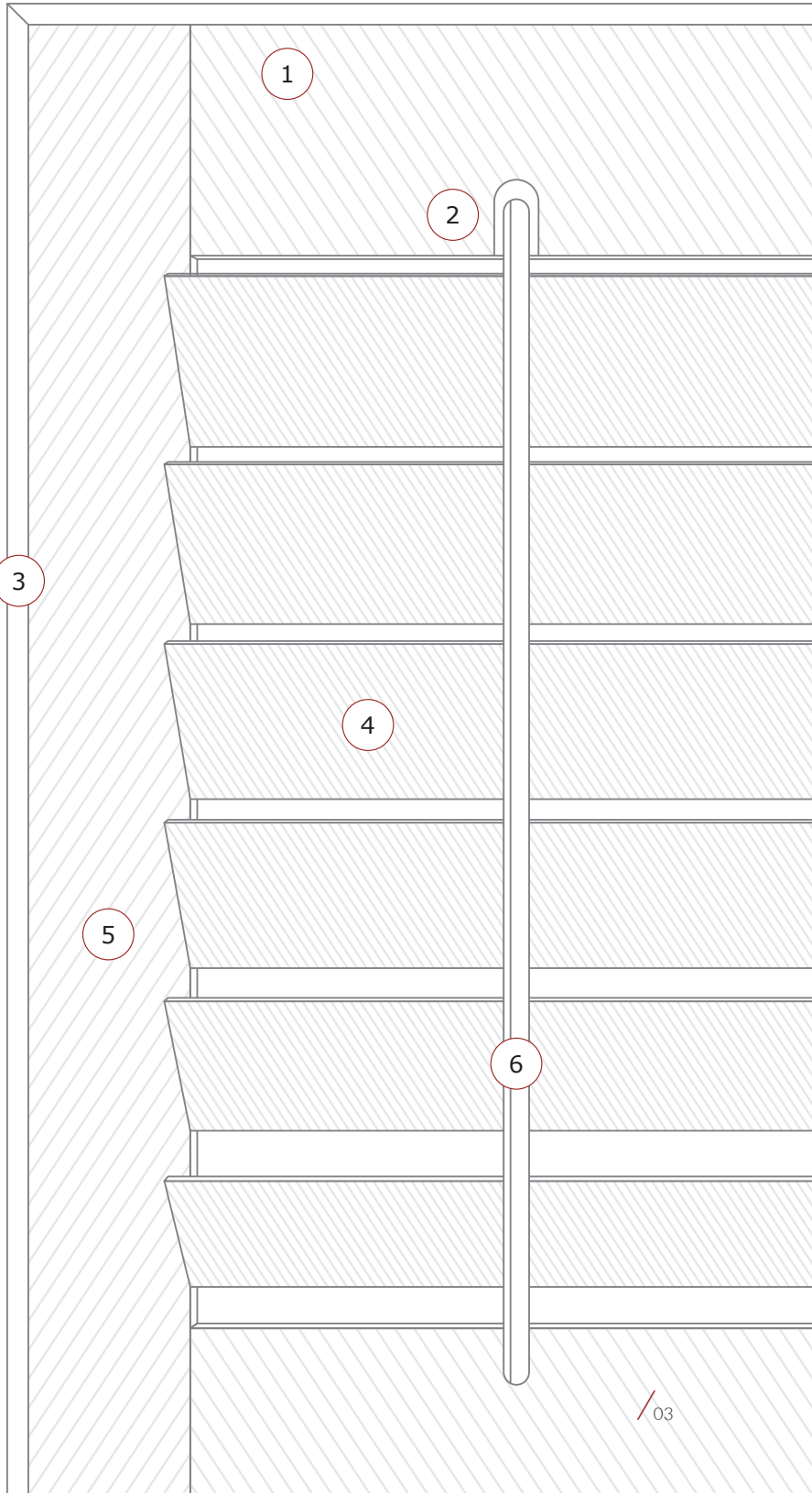
**3**  
**Shutter Frame** is supplied with the shutter panel. A frame can fix directly to a window or inside a window recess.

**4**  
**Slats** tilt and rotate to control light and privacy. We offer 4 slat sizes. Slats tilt upwards to close fully.

**5**  
**Stiles** are the vertical rails either side of the panel. Shutter hinges are attached to the shutter stiles. The Hidden Control Rod option puts the mechanism required inside a stile.

**6**  
**Central Control Rod** option is a thin vertical wood bar that connects the slats. Moving the rod controls the slats. This control rod can also be supplied as Offset Rod when it is position towards the edge of the slats.

**7**  
Alternatives to a central control rod:  
**Clearview Rod** - a thin metal bar connecting the slats, positioned at the back of panels on the edge of the slats.  
**Hidden Rod** – a connecting rod mechanism hidden within the stile of the panel.





# Our Shutter Ranges

## Hybra Wood

This shutter range is high quality and durable and available in 4 slat sizes, 13 paint options, and with a choice of 4 control rod options. The outer bones of the shutter (frame, rails, and stiles) are constructed from Paulownia hardwood with ultra-durable aluminium core running through each of the polyvinyl shutter slats. This makes it significantly longer lasting than many other entry level shutters on the market. Built to last, these shutters are strong and will age well with time.

## Paulownia Wood

Paulownia wood has a fine and knot free grain which makes it the perfect hardwood for shutters. Available in our full range of options – 13 smooth paints & 11 smooth wood stains. We can also supply Paulownia in 4 Limewash finishes. A Limewash finish clearly exposes the wood's deeper grain. If your décor is rustic or you like a driftwood appearance then Limewash could be the finish option for you.

Although it's a hardwood Paulownia is approx. 1/3 lighter in weight when compared to other hardwoods. This makes it an excellent choice for Tier on Tier shutters or wider openings.

It's great for the environment too. A single plantation can be harvested several times, providing a sustainable, renewable source of timber. The Paulownia shutter range has a scalloped style Clearview rod which is designed to allow slat operation without any strain on the wood slats. The range offers all 4 rod control options (Central, Off set, Clearview and Hidden) Shaped shutters, Tracked shutters and Solid shutters are also available in Paulownia wood.

## Basswood

Fast growing Basswood has a smooth & even grain making it an ideal choice for painted shutters. This premium wood is heavier and harder than Paulownia wood. It is our recommendation for high traffic areas or in a setting where shutters will undergo a

lot of handling by different people. Available in all slat sizes and shutter styles except Solid shutters.

## Ashwood

An outstanding shutter with the deepest of wood grains. Ash Hardwood is one of the finest materials a shutter can be carved from. Working with our trusted wood suppliers, we select only the best grade Ash to build this premium shutter range from. It's a cut above the rest. The unrivalled deep grain can be accentuated with a rich stained finish or you can opt for a painted finish to ensure your shutters really stand out from the crowd. If you want to see & admire the grain variation that naturally occurs in wood then this is the range for you.

## Waterproof Shutters

For those areas of your home where windows are in direct contact with water, you'll need shutters that will stand up to moisture and not warp over time. Our waterproof shutters are built to withstand the harshest of environments. They are 100% waterproof, will not fade, warp or peel and the aluminium core PV running through the slats makes them highly durable. Shutters are supplied with waterproof magnet plates and stainless steel hinges. Available in neutral white paints.

## Fauxwood Shutters



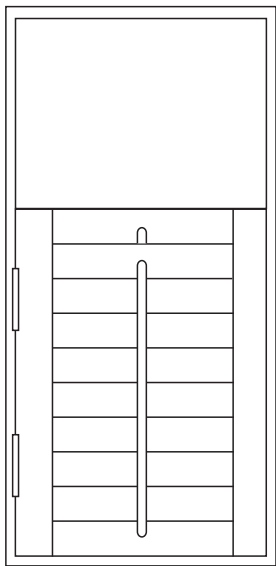
This shutter range is handcrafted in the UK with an express lead time of \* 2 weeks. Choose from 3 slat sizes, 2 white paints (Snow White or Silk White) and either a Central Rod or Clearview Rod option. The high quality PVC composite material will not warp, discolour or crack and offers the perfect shutter for any room, especially with high moisture content such as bathrooms or kitchens. Fauxwood shutters are available in café, full height or a tier on tier design.

\* Our lead times are approx. please speak to your specialist for further information

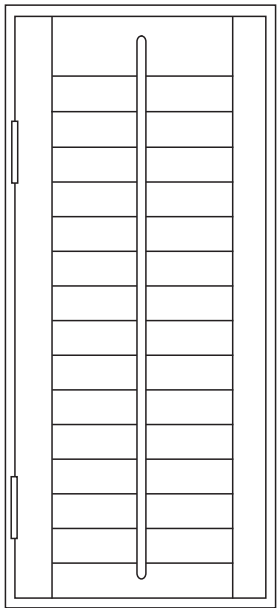




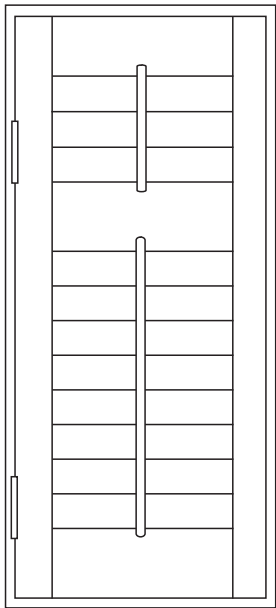
# Shutter Styles



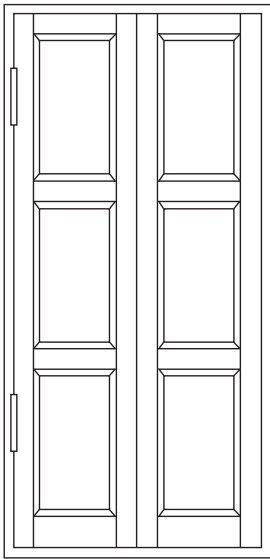
Café




Full Height




Full Height  
with Midrail



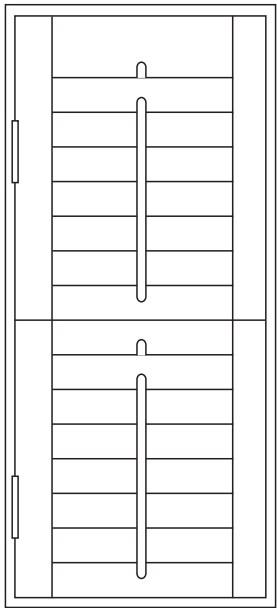
Solid



Combination



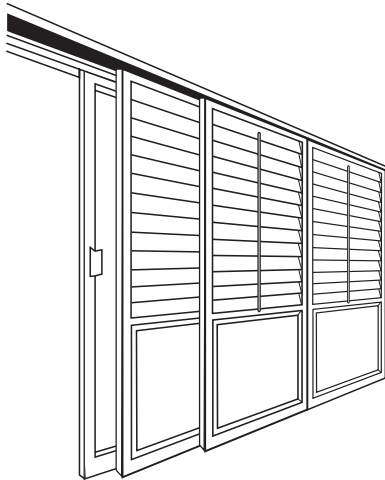
Special Shape



Tier on Tier



Bifolding Track



Bypass Track



# Café Style Shutters

Café Style can also be referred to half height shutters and only cover the lower portion of the window leaving the top part clear for maximum light . If used in a bedroom or lounge then an additional window covering will be required for the top section to ensure darkness and privacy is achieved.





# Full Height Shutters

Our best selling shutter style, these shutters are designed to cover the full height of the opening. They suit all types and all sizes of windows and doors. An optional divider rail offers practical and aesthetic benefits by giving you independent control of the slats on the upper and lower sections. Matching the number of full height panels to the number of glass panes in your window will give clean lines and an elegant look. Most people prefer to leave panels closed in the frame and simply adjust the slats for light and privacy. However if you plan to open your panels back each day then consider going for thinner bifolding panels.





# Tier-on-Tier

The most versatile of shutter styles, also known as double hung shutters. Upper panels move and open separately from lower panels allowing maximum light into the room whilst retaining privacy from the street. We recommend this style for windows that are taller than wide. Think of a stable door. Top panels are designed to be opened back on a regular basis, so you should consider ordering thinner bifolding panels to allow the top panels to fold back neatly to the side of the window opening. These shutters work particularly well on taller windows in Victorian and Georgian properties.





# Solid Shutters

/

We offer Solid Shutters in our Paulownia Hardwood. Inspired by the Victorian era, these shutters can be supplied with either a Solid Raised insert or Solid Shaker insert. These shutters offer the best in-room darkness but do not offer the same flexibility as plantation shutters as they must be fully opened during the day. There is however an option to order a Combination Style shutter, with a solid part on the bottom and your choice of slat size & control rod option on the top section. A divider rail will create panel definition but these combination panels are always full height and will always open as one.





# Doors & Tracks

We offer a variety of installation options to suit different door sizes. Door panels must have a divider rail included in the panel as this gives taller shutters added structural strength. French doors with adjoining windows can be designed and fitted using multiple frames. Wider openings typical of large Bifolding glazed doors should consider a tracked option when you want to have unobstructed views to the garden. Tracked shutters are a great solution for both doors and room dividers. Shutter panels glide effortlessly across a discreet track system, facilitating smooth operation. Tracks are available with hinged Bifolding panels or our double track system allows front and back panels to Bypass each other.





# Shapes

Arches. Circles. Triangles. Whatever the unusual shape of your window or doorway, we can make a shutter to fit. Don't think you have to settle for a blind on your Velux window – we can even make a shutter for that too.



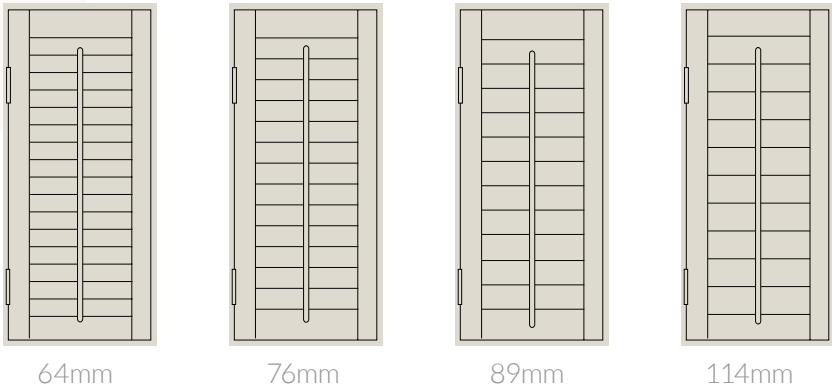
Velux Shutter, Traffic White, 64mm



Basswood, Custom Yellow, 64mm

# Shutter Details

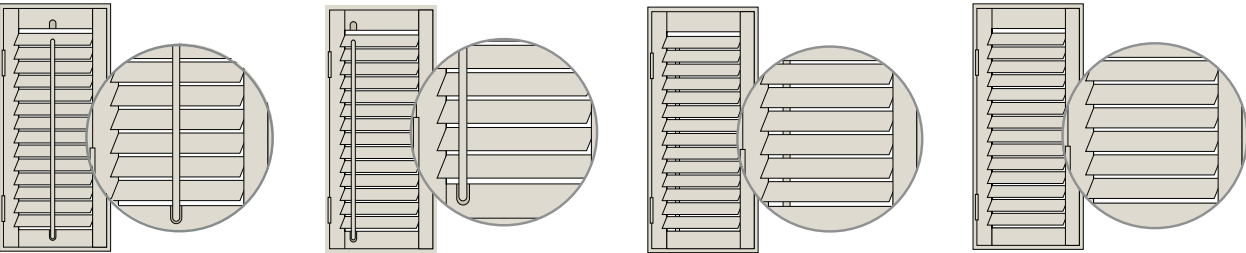
## Slat Size Options



Your choice of slat will be dependent upon the look you are hoping to achieve. Generally, a small slat offers a more traditional look, whereas a bigger slat will offer a more contemporary look.

Solid shutters are available in Paulownia range only.

## Control Rod Options



### Central Front Tilt Rod

The front tilt rod is the vertical piece of wood which links the shutter slats together and allows all slats to open and close in unison.

A front tilt rod is normally located in the centre of the panel and perceived as the classic plantation shutter look.

### Offset Tilt Rod

The offset tilt rod is the vertical piece of wood which links the shutter slats together and allows all slats to open and close in unison.

However, the offset position is 38mm from the edge of the slats on the hinged side of the panel.

### Clearview Tilt Rod

A Clearview tilt rod is the term given to shutters that have a discreet aluminium tilt rod hidden at the rear of the shutter panel.

To open and close the slats you simply adjust any one of the slats and all slats attached to that rod will open in unison. Please note there is no surcharge for the Clearview tilt.

### Hidden (In Stile) Tilt Rod

The In Stile tilt rod is completely hidden within the panel's stile. To open and close slats simply adjust any one of the slats attached to the In-Stile mechanism and all slats open in unison.



# Paints & Stain Finish

We have a gorgeous selection of paint and stain colours to match your home, whatever your style. Colour availability varies by Shutter range.

### Paints



### Limewash



### Stains



### Fauxwood Paints



Our Shutter Magnet plates will match whichever hinge finish has been selected, except for our Waterproof range which is always Stainless Steel.

# Custom colours to suit your style

If you are looking for something different or need your shutters to add a pop of colour to the room, then we'd love to help.

- Your requested colour is matched, and the shutters are painted using our specialist water based, UV protected shutter paint.
- Beautiful, durable, and designed to withstand the test of time

We can colour match to F&B, Dulux Trade, RAL and Little Greene Paint Company colours.

Surcharges apply.

Our image illustrates custom paints, however this shutter is not available to order.






# Nuts & Bolts

## Shutter Locks



Barrel Bolt



Key Lock

### Key Information

Available on a 51mm stile only  
Can be fitted on our Paulownia Hardwood range only - both louvered and solid shutter styles  
It is recommended that the locks or bolts are positioned on the bottom of your shutter panels

## Light reducing blinds

A light reducing blind can be installed behind the shutters to allow you to achieve further room darkness. The insulating characteristics help keep heat out in the summer and retain warmth during winter.



Please speak to your surveyor for further information and to add any of these additional items to your bespoke shutter design.

# Key Facts Regarding Shutters

Once surveyed, changes must not be made to the window or surrounding area. Changes could affect the fitting of bespoke shutters (e.g. wall plaster, new tap or windowsill or window handles).

Not all windows are square, so your installer may need to use decorators caulk or trim or carry out a small degree of planing to the wood shutter frame to ensure shutters fit 100% level in some openings.

There may be obstructions like skirting boards or dado rails which will need to be altered. Your surveyor should explain.

Shutters are not a blackout product and there may be small light gaps around shutters, especially with 3- sided frame installations.

Café shutters cover the lower section of the window only & usually they are fitted with a 3-sided frame with no piece of frame on the top.

Full height shutters are best fitted with 4 sided frames. Panels can have a dividing rail inserted or a split in the Clearview or Hidden rod mechanism. All options will allow separate movement of slats on top and bottom. However, a full height panel will always move as one.

Tier on tier shutters need a 4- sided frame. Tier on tier means top and bottom panels are separate and can open and function independently from each other. This design is best suited to taller or narrow windows. Wider windows are often best fitted with full height shutter panels. We can supply T posts to support wider installations.

Tracked shutters will have a bigger light gap at the top and the bottom of the panels.

Inward opening windows require special consideration. If window functionality could be restricted after shutters are installed, this will be explained at the point of survey. We offer Vintage L frames and Camber Deco frames which can help overcome such challenges.

Items which can restrict the shutter fitting could be removed prior to installation (e.g. BT boxes, alarm boxes, curtains and poles, large furniture)





# SHUTTERPRICES.COM

"SHUTTERPRICES ALWAYS GUARANTEE LOWEST PRICE AND BEAT ANY GENUINE LIKE-FOR-LIKE QUOTE

YOUR QUOTE



Barlow lane north  
stockport  
sk56aj

07882132559

Price   
Promise

We won't be beaten on price\*

\*terms & conditions apply



www.shutterprices.com